

# ASPECT HOTEL PARK WEST ACCESS WELCOME GUIDE



Aspect Hotel Park West  
Nangor Road, Park West, Dublin 12, D12 F2V4,  
Ireland

+353 1 642 9100

Web: [www.aspecthotelparkwest.com](http://www.aspecthotelparkwest.com)

Email: [res@aspecthotelparkwest.com](mailto:res@aspecthotelparkwest.com)

A vertical photograph on the left side of the page shows a wooden bedside table. On the table is a modern lamp with a white shade and a glass vase containing a bouquet of colorful flowers. The background is a dark wood wall.

# CONTENTS

A WARM WELCOME	3
CONTACT INFORMATION	4
GETTING HERE	5
KEY ACCESSIBILITY	8
FEATURES	
General Overview	
Parking	
Building Entrance	
Access to Public Areas	
Restaurant / Dining Room / Bar	
Bedrooms and Bathrooms General	
Wheelchair Accessible Bedrooms & Bathrooms	
EMERGENCY & MEDICAL INFORMATION	24

# A WARM WELCOME!

At Aspect Hotel Park West, our focus is on delivering exceptional service and creating a memorable experience for every guest who stays with us. This Welcome Guide has been thoughtfully designed to help you make the most of your time here.

From the moment you arrive, our aim is to ensure you feel comfortable, valued, and completely at home. We take pride in providing a welcoming atmosphere where relaxation, comfort, and genuine hospitality come together seamlessly.

Our team has been carefully chosen for their professionalism, warmth, and commitment to excellence. They are dedicated not only to meeting your expectations but to consistently exceeding them, ensuring every detail of your stay is taken care of.

We are also committed to offering an inclusive and accessible environment for guests. This guide is intended to help you plan a stay tailored to your individual needs. If you have any questions or require assistance before or during your visit, please do not hesitate to contact us — our team is always happy to help.

We look forward to welcoming you and sharing the very best of the Aspect Hotel Park West experience.

Warm regards,  
Andrea Wallace  
General Manager



## CONTACT INFORMATION

To speak to a member of our friendly team, please get in touch with us via telephone or email and we will be happy to help.

Contact us by telephone on: 01 6429100

Contact us by email on:  
[res@aspecthotelparkwest.com](mailto:res@aspecthotelparkwest.com)

Follow or contact us on our social media channels:

Instagram:

<https://www.instagram.com/aspectparkwestdublinhotel>

Facebook:

<https://www.facebook.com/aspecthotelparkwest>

# GETTING HERE

## **BY CAR:**

If you are arriving by car, and using a sat nav (satellite navigation/GPS) is D12 F2V4. The Aspect Hotel Parkwest has its own private car park with four accessible parking spaces. We have a drop-off/pick-up point at the main entrance.

## **BY TAXI:**

We use the Free Now for all taxi bookings in the Hotel, including wheelchair-accessible vehicles. Our Front Desk team will be happy to arrange any transport you require, provided it is booked in advance.

## **NEAREST AIRPORT:**

The nearest airport to the hotel is Dublin Airport, <https://www.dublinairport.com/accessibility/requesting-assistance>

## **FERRY PORT:**

The nearest Ferry Port is at Holyhead [Holyhead Port | Ferry to Dublin | Stena Line](#)

# GETTING HERE (CONT.)

## **BY TRAIN:**

The Park West and Cherry Orchard train station is just 2 minutes' walk from the hotel and offer up to 25 daily services Pearse Station in Dublin City Centre and Heuston Station for onward travel.

You can also catch the Heuston train to Kildare train station and spend the day at the Kildare Village Outlets? Their free shuttle will pick you up directly from the train station!

Park West and Cherry Orchard station features step-free access to platforms, designated disabled parking spaces, and automated ticket barriers with wider gates. Passengers with disabilities or reduced mobility can request assistance for boarding trains, with 24-hour notice recommended to ensure staff are available.

All trains serving the station offer ramped access for wheelchair users.

**Contact Details:** For specific accessibility queries or assistance,  
Passengers can call 0818 294 015.

# GETTING HERE (CONT.)

## **BY BUS:**

Dublin Bus is a cost-effective and speedy way to travel in Dublin, costing about €3.00 to reach Park West from the city using bus route 151 or the new 24-hour G1 bus route. The commute time is usually around 35 minutes to and from the city, depending on traffic. Travel on Dublin Bus requires exact fare in coins only, and they don't offer change onboard.

The [G1 Dublin Bus route](#) also runs from the city centre to just outside the Aspect Hotel Park West. This route is 24hrs and brings you to Wellington Quay. Route 151 is a high-frequency service that operates from Grangecastle to the Docklands Station (close to IFSC) on the QBC, via Nangor Road, Long Mile Road, Crumlin, Dolphins Barn, Christchurch & O'Connell Bridge.

All buses on this route offer level access for wheelchair users.

[Dublin Bus - Accessibility Home](#).

The Dublin Bus Access officer can be contacted on:

Email: [independent.travel@dublinbus.ie](mailto:independent.travel@dublinbus.ie)

Telephone: [\(01\) 703 3002](tel:(01)7033002)

# GENERAL OVERVIEW



## ACCESSIBILITY FEATURES & DESCRIPTION

- Disability awareness/equality training is provided for staff
- There is 24-hour guest assistance available
- Personal Emergency Evacuation Plans can be arranged and tailored to meet the needs of our customers where required.
- An interactive virtual tour, or a walk/wheel through film, is available either on the website
- Free familiarisation visits are available. You are welcome to arrange a visit ahead of booking/visiting to familiarise yourself and/or others with the venue at no additional cost.
- Facilities are available for assistance dogs e.g. water bowls, toilet area, within the grounds of the venue or nearby.
- Assistance dogs are very welcome. Our team is happy to support guests travelling with assistance dogs, and we have spacious grounds nearby that are ideal for walking and exercise. The surrounding outdoor areas provide a calm and comfortable environment for both guests and their dogs, making it easy to take breaks and enjoy some fresh air during your stay. If there is anything you need while visiting, our staff will always do their best to assist.

# GENERAL OVERVIEW



## **ACCESSIBILITY FEATURES & DESCRIPTION**

- Large print information is available on-site.
- A designated accessible toilet designed for wheelchair users and others with visible and non-visible accessibility requirements is available within the main public areas.

## **THE ACCESSIBLE TOILET HAS AS A MINIMUM:**

- Step-free access.
- A manoeuvring space of 1500mm x 1500mm.
- A transfer space on at least one side of the toilet with a drop-down grab rail on the transfer side.
- Horizontal grab rail positioned on the wall adjacent to the toilet.
- An emergency assistance alarm within reach from the floor.

# PARKING



## **PARKING: FEATURE AND DESCRIPTION**

- Designated accessible parking bays are available within 40 metres of the main entrance or an alternative step-free entrance if applicable.
- There is a step-free route with a firm surface from the parking to the main entrance or an alternative step-free entrance.

# ENTRANCES



## **STEP-FREE ENTRANCE:**

There is step-free access at the main entrance or an alternative entrance.

## **AUTOMATIC DOOR AT ACCESSIBLE ENTRANCE:**

An automatic door is available at the main entrance or an alternative step-free entrance that opens on approach and/or by a push-button.

# ACCESS TO PUBLIC AREAS

## FEATURE AND DESCRIPTION



### **STEP-FREE ACCESS TO ALL OR MOST AREAS**

Our ground floor has step-free access to all areas.

### **LIFT**

Lift /Elevator

Door width: 80 cm

Internal width and depth: 110 cm x 140 cm

Includes voice announcements, raised braille numbers on buttons, and visual indicators for easy access.

**Service Dogs Welcome:** Guide dogs/service dogs are warmly welcomed.

**Family Amenities:** Baby changing facilities are available.

**Dining Area Access:** Level or ramped access ensures all guests can enjoy our dining facilities.

# ACCESSIBLE PUBLIC TOILET



Grab rails/support bars for stability

- Raised toilet height for easier transfer
- Clear floor space for wheelchair access
- Emergency pull cord (in many hotel accessible toilets)

# RESTAURANT



# BAR



# RESTAURANT / BAR: FEATURE AND DESCRIPTION



## **Willow Restaurant & Bar**

Our newly renovated onsite Willow restaurant and bar provides delicious and fresh meals for breakfast, lunch and dinner. All are located on the ground floor for easy access



### **Table service as standard or on request**

Table service is available as standard or on request.

### **Dietary requirements catered for**

A selection of food is offered for a range of dietary requirements and is available on request. We encourage our guests to make us aware of any specific dietary requirements. We can arrange gluten-free, Vegetarian and Vegan options available. We are also happy to discuss any religious food requirements

# BEDROOMS



## BEDROOMS AND BATHROOMS GENERAL: FEATURE AND DESCRIPTION



### **DOUBLE ROOM, SLEEPS 2**

King Size Bed | Double Bed


Enjoy a king size bed or double bed for 1 or 2 people. Our King Koil beds create the ultimate comfort for your best nights sleep.

### **TWIN ROOM, SLEEPS 2**

2 Single Beds

Our twin room gives you that extra bit of breathing space. Enjoy 2 beds with all our standard facilities.

# WHEELCHAIR ACCESSIBLE BEDROOMS AND BATHROOMS



## BEDROOMS AND BATHROOMS GENERAL: FEATURE AND DESCRIPTION



### **WHEELCHAIR-ACCESSIBLE BEDROOM**

We offer 2 wheelchair-accessible bedrooms on each floor, designed for guests with mobility needs. Every accessible room features a bathroom with a level floor and a roll-in shower for ease of use.

### **WHEELCHAIR-ACCESSIBLE BATHROOM WITH ROLL-IN SHOWER**

There is at least one wheelchair-accessible bathroom with a level floor, including a roll-in shower.

### **WE HAVE 12 ACCESSIBLE ROOMS IN THE HOTEL, 2 ROOMS ON EACH FLOOR**

Each of our 12 accessible bedrooms includes an en-suite bathroom specifically designed for ease of use, with a fully accessible wet room, a waterproofed bathroom designed for easy access, safety, and convenience. suitable for guests with mobility needs.

## BEDROOMS AND BATHROOMS GENERAL: FEATURE AND DESCRIPTION



**Our Wet room** is a fully waterproofed bathroom designed for easy access, safety, and convenience. It's especially suitable for guests with mobility needs.

### **LEVEL-ACCESS (WALK-IN) SHOWER**

- No step or shower tray
- Flush floor design for wheelchair access
- Non-slip flooring
- Adjustable or handheld shower head

### **SHOWER SEAT**

- Fold-down or fixed seat
- Allows guests to sit comfortably while showering

### **GRAB RAILS & SUPPORT BARS**

- Positioned near the shower and toilet
- Provide stability and extra support

# ACCESSIBLE TOILETS



## **ACCESSIBLE TOILET**

- Slightly raised height for easier transfer
- Grab rails on one or both sides

## **ACCESSIBLE SINK**

- Open space underneath for wheelchair access
- Lever-style taps for easier use

# ACCESSIBLE TOILETS



## **FULL WATERPROOFING & DRAINAGE**

- Entire floor is tanked (waterproofed)
- Slight gradient toward a floor drain
- Easy to clean and maintain
- Bathroom Door Width: 92 cm.
- Toilet Height: 47 cm.
- Emergency call cord/button for assistance.
- Clear space under the sink for wheelchair users.
- Lower mirror height for convenience.
- Lever tap handles make operating the sink simple.

# ACCESSIBLE FEATURES



- Bedroom door width of 100.58 cm.
- Spyhole positioned at a lower height for ease of use.
- Convenient light switches and electrical sockets reachable from the bed.
- TV remote at an accessible height.
- Wardrobe and Storage:
  - Lower hanging rail inside the wardrobe.
- Emergency Features:
  - Flashing beacon visual fire alarm.
- Space for Movement:
  - The widest side of the bed is 111 cm.
- Bed Height and Design:
  - Mattress height from floor to top is 58 cm.
  - Under-bed clearance is 16 cm for compatibility with lifting devices.

# EMERGENCY & MEDICAL INFORMATION



Park West Medical is a private general practice located in The Plaza, Park West Business Park, Dublin 12.

## **KEY MEDICAL INFORMATION (PARK WEST MEDICAL)**

- Location: First Floor, The Plaza Building, Park West.
- Hours: Monday to Friday, 9 am – 5 pm.
- Weekend/Walk-in: Saturday and Sunday, 12 pm – 3 pm.
- Phone: 01 6204399 or 01 6204396.
- Services: General practice, women's health (female doctor available), and COVID-19 vaccinations (Pfizer).
- Fees/Cards: The practice is private. Medical cards, GP visit cards, under 6 cards, and EHIC cards are not accepted.

# EMERGENCY & MEDICAL INFORMATION



## EMERGENCIES

For life-threatening emergencies, call 999 or 112.

- Nearest Emergency Departments (HSE): St. James's Hospital or Tallaght University Hospital.
- Tallaght University Hospital Phone: (01) 414 2000
- Connolly Hospital Blanchardstown Phone: (01) 646 5000



ASPECT HOTEL  
PARK WEST

BOOK YOUR STAY